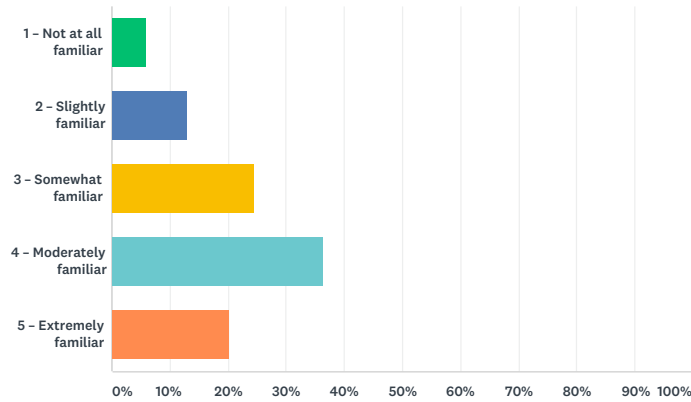


Q1 On a scale from 1 to 5 (5 being extremely familiar), how familiar are you with Renew Atlanta Bond and TSPLOST programs?

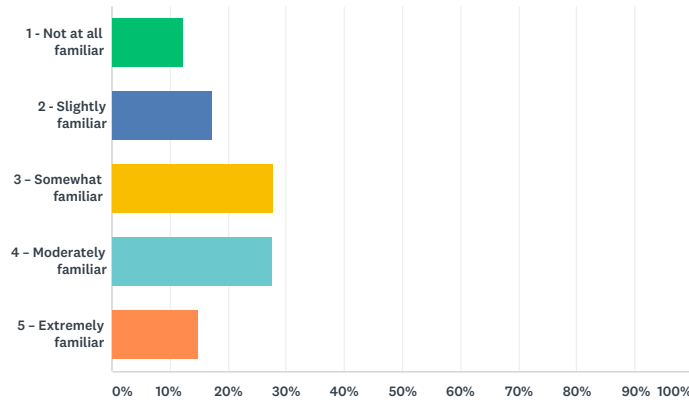
Answered: 1,058 Skipped: 0



ANSWER CHOICES	RESPONSES	
1 - Not at all familiar	5.95%	63
2 - Slightly familiar	12.95%	137
3 - Somewhat familiar	24.48%	259
4 - Moderately familiar	36.39%	385
5 - Extremely familiar	20.23%	214
TOTAL		1,058

Q2 On a scale from 1 to 5 (5 being extremely familiar), how familiar are you with the original Renew Atlanta Bond and TSPLOST project lists?

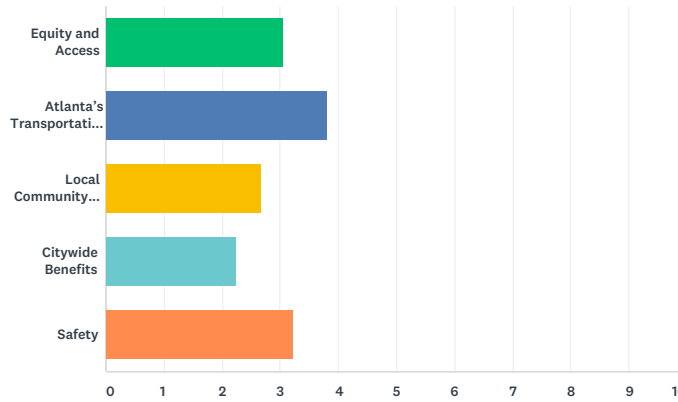
Answered: 1,048 Skipped: 10



ANSWER CHOICES	RESPONSES	
1 - Not at all familiar	12.40%	130
2 - Slightly familiar	17.27%	181
3 - Somewhat familiar	27.86%	292
4 - Moderately familiar	27.58%	289
5 - Extremely familiar	14.89%	156
TOTAL		1,048

Q3 How would you rank priorities from most important to least (1 being most important, 5 being least important)?

Answered: 955 Skipped: 103



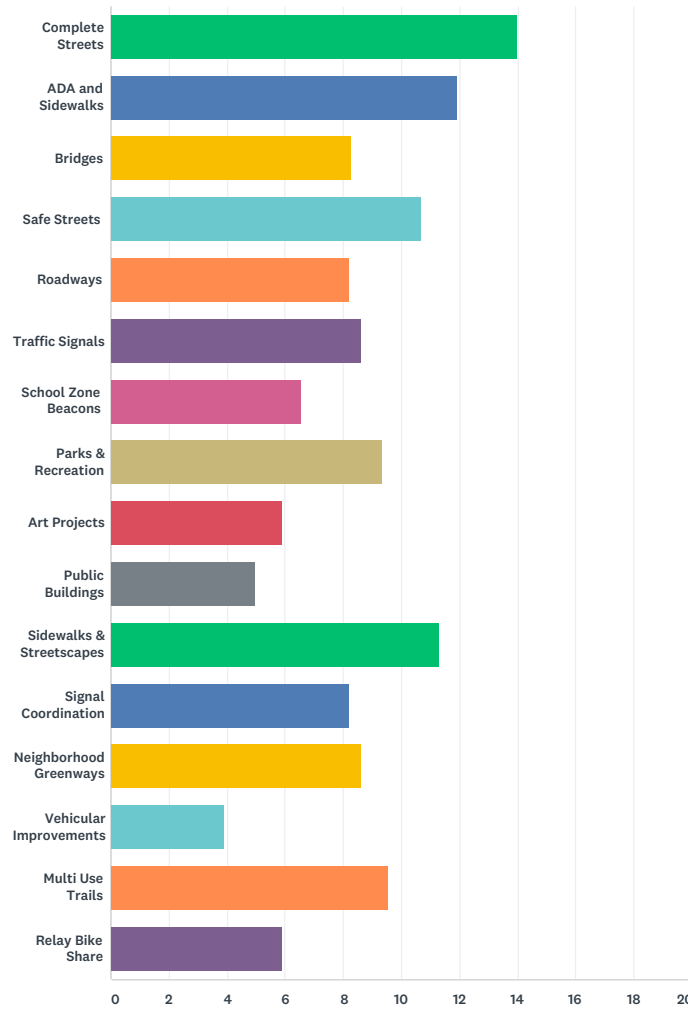
	1	2	3	4	5	TOTAL	SCORE
Equity and Access	16.86% 161	25.76% 246	20.84% 199	18.53% 177	18.01% 172	955	3.05
Atlanta's Transportation vision for the future	45.03% 430	18.64% 178	18.01% 172	9.11% 87	9.21% 88	955	3.81
Local Community Benefits	8.06% 77	19.69% 188	23.25% 222	28.80% 275	20.21% 193	955	2.67
Citywide Benefits	4.61% 44	14.66% 140	16.13% 154	29.53% 282	35.08% 335	955	2.24
Safety	25.45% 243	21.26% 203	21.78% 208	14.03% 134	17.49% 167	955	3.23

Q4 Additional priorities to be considered

Answered: 250 Skipped: 808

Q5 Rank the following project types based on most important to least.
(Project descriptions):

Answered: 777 Skipped: 281



	1	2	3	4	5	6	7	8	9	10	11	12	13	14	15
Complete Streets	59.07% 459	9.14% 71	9.52% 74	3.47% 27	2.45% 19	3.09% 24	0.90% 7	3.09% 24	1.03% 8	1.16% 9	0.64% 5	0.90% 7	1.29% 10	0.51% 4	1.54%
ADA and Sidewalks	6.05% 47	24.84% 193	15.06% 117	11.45% 89	8.88% 69	6.44% 50	5.66% 44	4.89% 38	3.09% 24	2.06% 16	2.45% 19	2.57% 20	2.70% 21	2.32% 18	1.03%
Bridges	1.67% 13	3.86% 30	6.05% 47	6.82% 53	7.59% 59	6.18% 48	6.31% 49	6.82% 53	8.24% 64	9.52% 74	9.14% 71	9.27% 72	6.31% 49	5.79% 45	4.38%
Safe Streets	7.59% 59	8.75% 68	8.49% 66	13.90% 108	8.49% 66	9.91% 77	7.59% 59	7.85% 61	7.34% 57	4.63% 36	5.15% 40	3.09% 24	2.45% 19	2.06% 16	1.42%
Roadways	4.38% 34	6.05% 47	4.76% 37	4.76% 37	9.40% 73	5.79% 45	6.05% 47	7.72% 60	6.05% 47	5.28% 41	6.69% 52	5.92% 46	7.08% 55	5.79% 45	8.88%
Traffic Signals	1.67% 13	4.12% 32	6.05% 47	6.56% 51	6.56% 51	10.17% 79	9.27% 72	6.95% 54	8.75% 68	7.21% 56	6.69% 52	8.88% 69	6.82% 53	6.18% 48	2.96%
School Zone Beacons	0.64% 5	2.06% 16	1.93% 15	2.19% 17	2.45% 19	4.12% 32	9.91% 77	6.95% 54	9.01% 70	9.14% 71	9.78% 76	8.62% 67	8.49% 66	9.52% 74	7.08%
Parks & Recreation	1.29% 10	2.70% 21	4.89% 38	6.95% 54	9.91% 77	10.81% 84	11.07% 86	15.44% 120	10.42% 81	7.98% 62	7.21% 56	3.99% 31	3.47% 27	2.57% 20	1.03%
Art Projects	0.26% 2	1.42% 11	1.42% 11	1.29% 10	3.35% 26	4.12% 32	5.92% 46	5.53% 43	10.94% 85	8.62% 67	8.11% 63	8.24% 64	10.68% 83	7.21% 56	10.42%
Public Buildings	0.13% 1	0.26% 2	0.64% 5	1.03% 8	1.29% 10	1.29% 10	2.19% 17	3.35% 26	4.63% 36	14.03% 109	11.20% 87	11.58% 90	13.26% 103	13.90% 108	13.26%
Sidewalks & Streetscapes	5.15% 40	13.90% 108	16.09% 125	11.71% 91	9.65% 75	7.72% 60	7.59% 59	6.44% 50	3.86% 30	3.86% 30	6.69% 52	2.83% 22	2.32% 18	1.29% 10	0.64%
Signal Coordination	3.99% 31	5.41% 42	5.92% 46	8.24% 64	5.15% 40	6.05% 47	4.89% 38	7.08% 55	4.89% 38	5.53% 43	6.44% 50	10.81% 84	7.85% 61	8.75% 68	7.98%
Neighborhood Greenways	1.42% 11	3.60% 28	6.56% 51	10.04% 78	8.62% 67	8.62% 67	8.11% 63	6.05% 47	6.18% 48	6.31% 49	5.41% 42	6.56% 51	10.55% 82	7.46% 58	3.60%

Vehicular Improvements	1.16% 9	0.77% 6	1.42% 11	1.03% 8	1.93% 15	1.93% 15	2.06% 16	1.42% 11	3.60% 28	2.57% 20	3.99% 31	7.08% 55	7.85% 61	16.86% 131	15.83% 121
Multi Use Trails	5.02% 39	10.68% 83	7.34% 57	8.24% 64	8.88% 69	8.62% 67	7.85% 61	5.79% 45	4.50% 35	5.15% 40	4.89% 38	4.50% 35	3.47% 27	3.35% 26	10.94% 84
Relay Bike Share	0.51% 4	2.45% 19	3.86% 30	2.32% 18	5.41% 42	5.15% 40	4.63% 36	4.63% 36	7.46% 58	6.95% 54	5.53% 43	5.15% 40	5.41% 42	6.44% 50	9.01% 70

Q6 Please use the space below for any questions or additional comments related to the prioritization criteria (limited to 350 characters)

Answered: 370 Skipped: 688